

Signify Classified - Internal
Cooper Lighting Solutions Photometric Lab
1121 Highway 74 South
Peachtree City, GA 30269



Scaled data based on original data using
LM-79-08 Approved Method: Electrical and Photometric Measurements of Solid-
State Lighting Products

Test Report Prepared for
Cooper Lighting Solutions
(formerly Eaton)

Brand: McGRAW-EDISON

Report Number: P437944

Luminaire Tested: **ISS-SA1F-830-U-T3-HSS**

Issue Date: 12/9/2020

Test Information

Test Method: LM-79-08
Report Number: P437944
TEST IS SCALED FROM IESNA LM-79-08 TEST DATA (G3-2011-074-9)
Test Lab: INNOVATION CENTER
Issue Date: 12/9/2020
Manufacturer: COOPER LIGHTING SOLUTIONS (FORMERLY EATON)
Product Line: MCGRAW-EDISON
Catalog Number: ISS-SA1F-830-U-T3-HSS
Description: IMPACT ELITE LED QUARTER SPHERE LUMINAIRE
(1) 80 CRI, 3000K, 1200mA LIGHTSQUARE WITH 16 LEDS AND TYPE III OPTICS
WITH HOUSE SIDE SHIELD
Light Source: -
Ballast/Driver: ELECTRONIC DRIVER

Summary

Lumens per Lamp: N/A
Luminaire Lumens: 4592 lumens
Efficiency: N/A
Efficacy: 69.6 lumens/watt
Luminous Opening: Rectangular (W 0.5' x L: 0.5' x H: 0')
IES Classification: Type III - Short
BUG Rating: B1 - U0 - G1

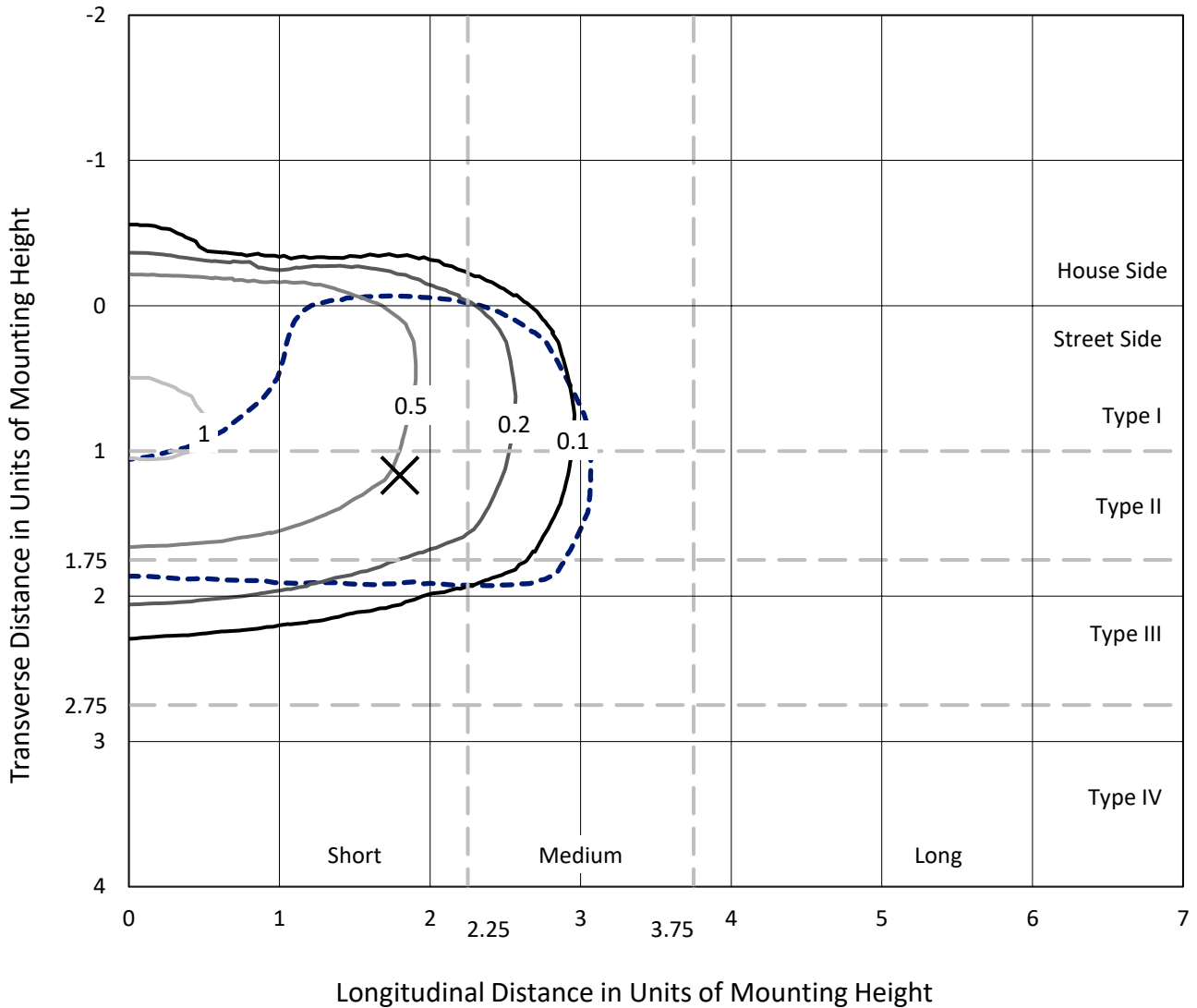
Input Watts (W): 66
Input Voltage (V): NR
Input Current (Ain): NR
Voltage Rise (V): NR
Power Factor: NR
Total Harmonic Distortion (THDi): NR
Frequency (hertz): 60
Stabilization Time: NR
Operation Time: NR
Ambient Temperature (°C): NR
Test Distance: 28.75 FT



REPORT NUMBER: P437944
 CATALOG NUMBER: ISS-SA1F-830-U-T3-HSS

Iso-Footcandle Lines of Horizontal Illumination

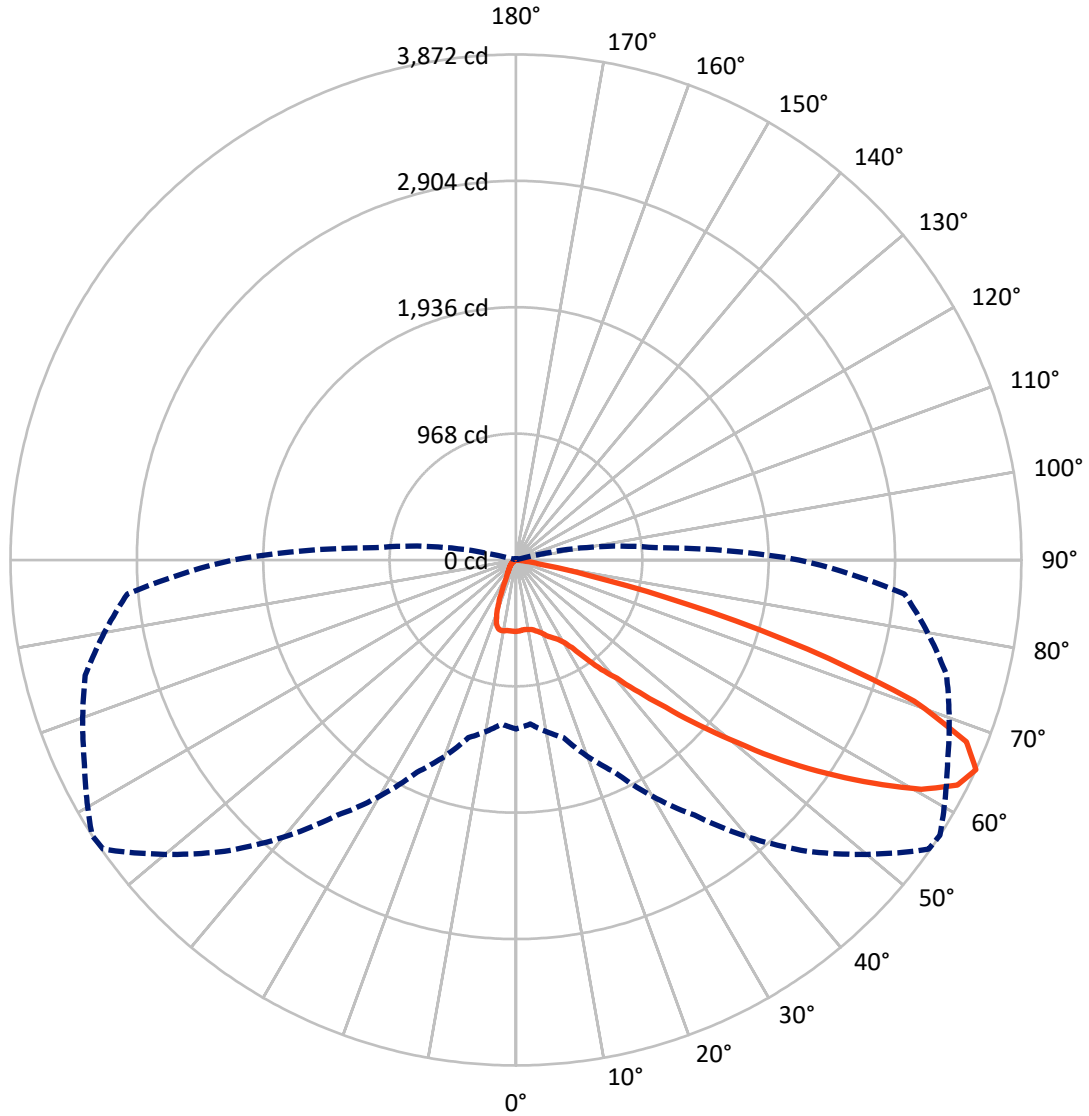
✕ Max cd
 - - - 1/2 Max cd



Based on 25 foot mounting height. Maximum calculated value = 1.1 fc
 Type III - Short - N/A

REPORT NUMBER: P437944
CATALOG NUMBER: ISS-SA1F-830-U-T3-HSS

Luminous Intensity Polar Plot



— Vertical Plane Through 57-Deg Lateral - - - Horizontal Cone Through 65-Deg Vertical

REPORT NUMBER: P437944
 CATALOG NUMBER: ISS-SA1F-830-U-T3-HSS

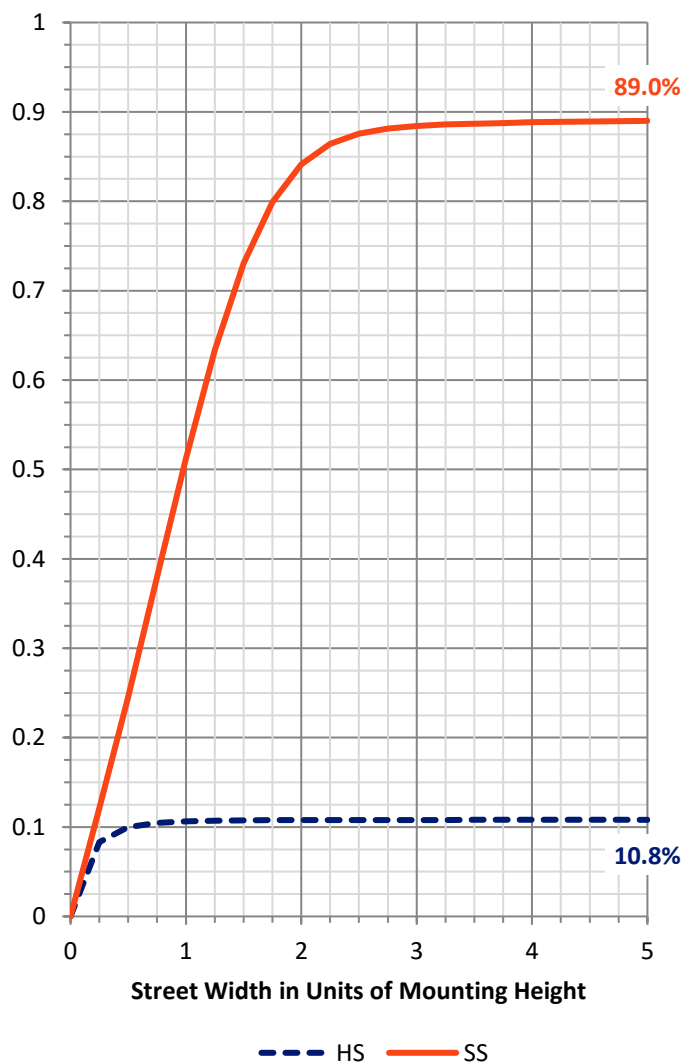
FLUX DISTRIBUTION:

		Downward	Upward	Total
House Side	Lumens	500.9	0.0	500.9
	% Fixture	10.9	0.0	10.9
Street Side	Lumens	4091.1	0.0	4091.1
	% Fixture	89.1	0.0	89.1
Total	Lumens	4592.0	0.0	4592.0
	% Fixture	100.0	0.0	100.0

ZONAL LUMENS:

Zone	Lumens	% Fixture
0°-10°	50.8	1.1
10°-20°	137.4	3.0
20°-30°	237.3	5.2
30°-40°	420.4	9.2
40°-50°	762.4	16.6
50°-60°	1284.2	28.0
60°-70°	1320.5	28.8
70°-80°	365.9	8.0
80°-90°	13.0	0.3
90°-100°	0.0	0.0
100°-110°	0.0	0.0
110°-120°	0.0	0.0
120°-130°	0.0	0.0
130°-140°	0.0	0.0
140°-150°	0.0	0.0
150°-160°	0.0	0.0
160°-170°	0.0	0.0
170°-180°	0.0	0.0
0°-90°	4592.0	100.0
0°-180°	4592.0	100.0

Coefficient of Utilization



REPORT NUMBER: P437944

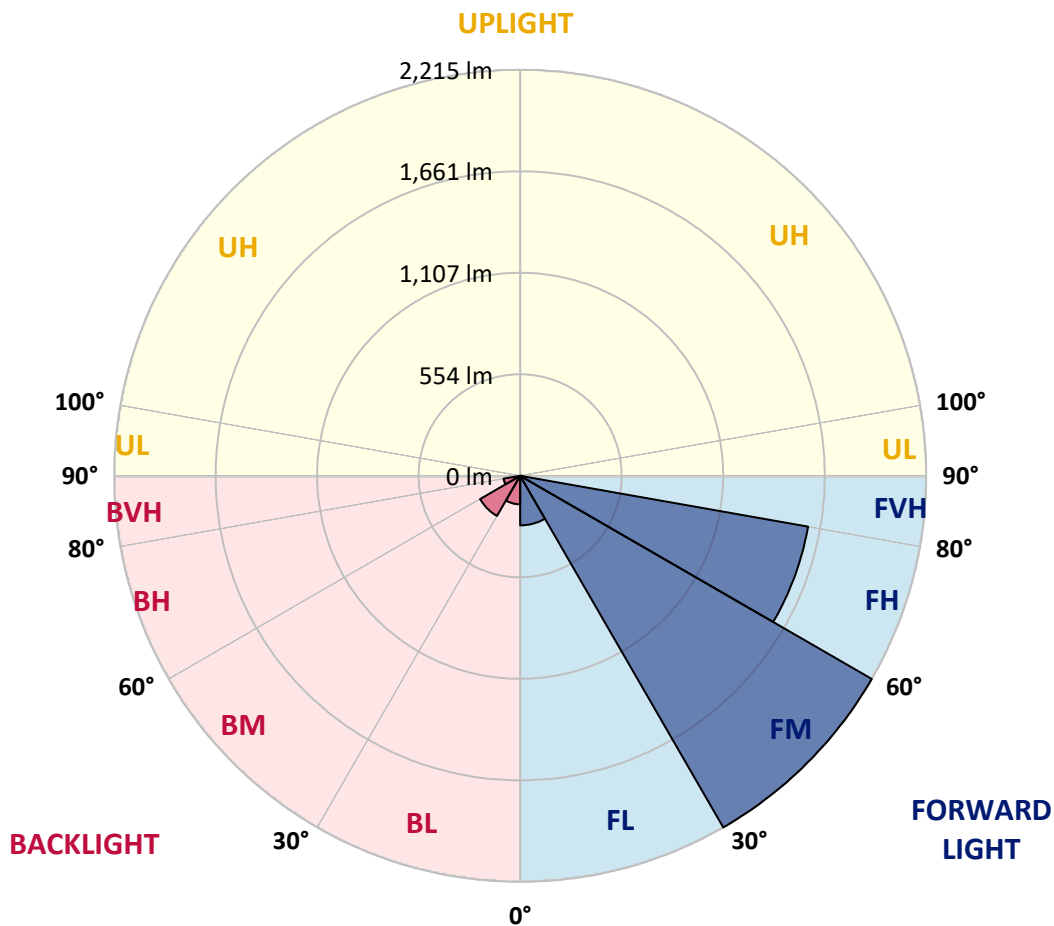
CATALOG NUMBER: ISS-SA1F-830-U-T3-HSS

LUMINAIRE CLASSIFICATION SYSTEM LUMEN TABLE AND BUG RATING:

Zone	Lumens	% Fixture	Zone Rating/Lumen Limit		
			B	U	G
FL (0°-30°)	270.0	5.9			
FM (30°-60°)	2214.5	48.2			
FH (60°-80°)	1594.6	34.7			G1/1800
FVH (80°-90°)	12.0	0.3			G1/100
BL (0°-30°)	155.5	3.4	B1/500		
BM (30°-60°)	252.5	5.5	B1/1000		
BH (60°-80°)	91.9	2.0	B0/110		G0/110
BVH (80°-90°)	0.9	0.0			G0/10
UL (90°-100°)	0.0	0.0		U0/0	
UH (100°-180°)	0.0	0.0		U0/0	

BUG Rating: B1-U0-G1

Type III Short





REPORT NUMBER: P437944
 CATALOG NUMBER: ISS-SA1F-830-U-T3-HSS

CANDELA DISTRIBUTION (FULL):

	0°	5°	15°	25°	35°	45°	55°	57°	65°	75°	85°
0°	546.4	546.4	546.4	546.4	546.4	546.4	546.4	546.4	546.4	546.4	546.4
2.5°	530.7	530.7	535.2	537.4	537.4	539.7	541.9	544.1	544.1	544.1	548.6
5°	503.8	501.6	506.1	510.6	517.3	526.2	532.9	537.4	544.1	550.9	553.1
7.5°	479.2	479.2	483.7	490.4	503.8	517.3	530.7	537.4	548.6	562.1	566.5
10°	472.5	470.2	477.0	483.7	497.1	512.8	532.9	541.9	557.6	575.5	582.2
12.5°	468.0	468.0	470.2	481.4	494.9	515.0	539.7	546.4	571.0	591.2	606.8
15°	465.8	465.8	470.2	479.2	494.9	517.3	550.9	562.1	591.2	620.3	633.7
17.5°	483.7	481.4	479.2	483.7	499.4	524.0	568.8	580.0	615.8	651.6	667.3
20°	537.4	535.2	528.5	512.8	512.8	541.9	591.2	604.6	651.6	687.5	696.4
22.5°	638.2	644.9	620.3	580.0	550.9	564.3	620.3	636.0	689.7	727.8	727.8
25°	783.7	774.8	752.4	685.2	627.0	600.1	644.9	660.6	725.5	770.3	761.4
27.5°	936.0	938.3	906.9	830.8	736.7	665.1	671.8	689.7	763.6	815.1	794.9
30°	1056.9	1048.0	1032.3	969.6	866.6	768.1	723.3	734.5	806.1	864.4	846.4
32.5°	1164.4	1159.9	1139.8	1086.0	994.2	889.0	808.4	810.6	866.6	938.3	915.9
35°	1260.7	1265.2	1256.2	1195.8	1112.9	1014.4	922.6	929.3	971.8	1045.7	1001.0
37.5°	1381.6	1381.6	1366.0	1310.0	1247.3	1148.7	1061.4	1063.7	1086.0	1146.5	1090.5
40°	1486.9	1491.4	1489.1	1446.6	1386.1	1296.5	1191.3	1191.3	1198.0	1269.7	1240.6
42.5°	1630.2	1636.9	1634.7	1594.4	1547.3	1482.4	1392.8	1386.1	1381.6	1471.2	1439.9
45°	1813.8	1829.5	1836.2	1786.9	1744.4	1706.3	1636.9	1610.0	1621.2	1704.1	1679.5
47.5°	1988.5	2006.4	2037.7	2013.1	1993.0	1993.0	1898.9	1894.4	1876.5	1972.8	1905.6
50°	2154.2	2156.4	2201.2	2239.3	2299.7	2288.5	2225.8	2199.0	2172.1	2237.0	2116.1
52.5°	2248.2	2275.1	2333.3	2443.0	2575.2	2628.9	2564.0	2548.3	2494.6	2485.6	2319.9
55°	2335.6	2335.6	2427.4	2617.7	2841.6	2955.8	2902.1	2884.2	2776.7	2745.4	2530.4
57.5°	2364.7	2355.7	2478.9	2720.7	3056.6	3255.9	3267.1	3226.8	3076.8	2980.5	2745.4
60°	2219.1	2203.4	2333.3	2653.5	3114.8	3473.1	3594.0	3567.2	3336.5	3208.9	2971.5
62.5°	1800.4	1820.5	1986.2	2333.3	2908.8	3450.7	3811.2	3795.6	3529.1	3363.4	3061.1
65°	1294.3	1260.7	1408.5	1793.7	2387.1	3155.1	3860.5	3871.7	3647.8	3414.9	2987.2
67.5°	725.5	694.2	817.3	1110.7	1697.4	2588.6	3659.0	3721.7	3562.7	3287.3	2669.2
70°	277.7	295.6	380.7	548.6	1001.0	1786.9	3148.4	3238.0	3123.8	2743.1	1988.5
72.5°	98.5	112.0	156.7	244.1	463.5	962.9	2201.2	2335.6	2302.0	1905.6	1137.6
75°	58.2	60.5	80.6	118.7	203.8	376.2	1242.8	1354.8	1301.0	942.7	470.2
77.5°	40.3	40.3	51.5	71.7	116.4	150.0	485.9	550.9	566.5	340.4	138.8
80°	24.6	26.9	35.8	47.0	67.2	69.4	150.0	176.9	165.7	120.9	49.3
82.5°	11.2	11.2	20.2	31.3	33.6	29.1	47.0	51.5	60.5	53.7	22.4
85°	0.0	0.0	6.7	11.2	9.0	6.7	15.7	15.7	20.2	24.6	11.2
87.5°	0.0	0.0	0.0	0.0	2.2	2.2	2.2	2.2	2.2	4.5	2.2
90°	0.0	0.0	0.0	0.0	0.0	0.0	0.0	0.0	0.0	0.0	0.0



REPORT NUMBER: P437944
 CATALOG NUMBER: ISS-SA1F-830-U-T3-HSS

CANDELA DISTRIBUTION (continued):

	90°	95°	105°	115°	125°	135°	145°	155°	165°	175°	180°
0°	546.4	546.4	546.4	546.4	546.4	546.4	546.4	546.4	546.4	546.4	546.4
2.5°	548.6	550.9	548.6	546.4	546.4	544.1	544.1	544.1	544.1	544.1	544.1
5°	553.1	555.3	553.1	548.6	544.1	539.7	535.2	535.2	535.2	535.2	539.7
7.5°	566.5	566.5	562.1	553.1	541.9	537.4	528.5	526.2	521.8	519.5	521.8
10°	586.7	586.7	577.7	564.3	546.4	528.5	512.8	490.4	477.0	468.0	465.8
12.5°	606.8	604.6	593.4	575.5	546.4	506.1	454.6	398.6	365.0	340.4	335.9
15°	633.7	631.5	613.6	582.2	532.9	447.9	347.1	271.0	230.6	212.7	210.5
17.5°	662.8	658.3	633.7	586.7	490.4	338.1	228.4	176.9	161.2	156.7	156.7
20°	694.2	687.5	649.4	580.0	405.3	230.6	159.0	147.8	145.6	143.3	143.3
22.5°	718.8	707.6	660.6	546.4	302.3	159.0	141.1	138.8	136.6	134.4	134.4
25°	745.7	727.8	669.5	472.5	199.3	136.6	132.1	129.9	125.4	123.2	123.2
27.5°	777.0	750.2	683.0	371.7	138.8	123.2	118.7	116.4	109.7	105.2	105.2
30°	817.3	783.7	689.7	271.0	116.4	107.5	103.0	98.5	89.6	85.1	85.1
32.5°	882.3	853.2	676.3	181.4	105.2	96.3	89.6	80.6	71.7	67.2	64.9
35°	965.1	924.8	629.2	127.6	94.0	85.1	73.9	62.7	56.0	53.7	53.7
37.5°	1056.9	1003.2	557.6	103.0	85.1	73.9	62.7	51.5	44.8	42.5	42.5
40°	1186.8	1104.0	459.1	89.6	73.9	62.7	51.5	42.5	38.1	35.8	35.8
42.5°	1357.0	1231.6	347.1	82.9	67.2	53.7	42.5	35.8	31.3	29.1	29.1
45°	1547.3	1366.0	253.0	73.9	58.2	44.8	33.6	29.1	24.6	22.4	22.4
47.5°	1737.7	1462.2	174.7	67.2	49.3	38.1	29.1	22.4	17.9	17.9	15.7
50°	1903.4	1513.7	125.4	58.2	44.8	31.3	22.4	17.9	15.7	13.4	13.4
52.5°	2048.9	1536.1	96.3	51.5	38.1	26.9	17.9	15.7	13.4	13.4	13.4
55°	2172.1	1518.2	76.1	44.8	33.6	22.4	15.7	13.4	11.2	11.2	11.2
57.5°	2293.0	1464.5	60.5	38.1	26.9	15.7	13.4	11.2	9.0	9.0	9.0
60°	2355.7	1395.1	49.3	31.3	22.4	13.4	11.2	9.0	9.0	6.7	6.7
62.5°	2313.2	1254.0	40.3	26.9	15.7	11.2	9.0	6.7	6.7	4.5	4.5
65°	2169.9	1074.9	31.3	20.2	11.2	9.0	6.7	6.7	4.5	2.2	2.2
67.5°	1829.5	842.0	24.6	15.7	9.0	6.7	4.5	4.5	2.2	0.0	0.0
70°	1307.7	555.3	20.2	11.2	6.7	6.7	4.5	2.2	0.0	0.0	0.0
72.5°	754.6	268.7	15.7	6.7	4.5	4.5	2.2	2.2	0.0	0.0	0.0
75°	282.1	94.0	13.4	6.7	4.5	2.2	2.2	2.2	0.0	0.0	0.0
77.5°	94.0	38.1	11.2	9.0	6.7	2.2	2.2	0.0	0.0	0.0	0.0
80°	29.1	17.9	4.5	4.5	4.5	4.5	2.2	0.0	0.0	0.0	0.0
82.5°	15.7	9.0	2.2	2.2	2.2	2.2	0.0	0.0	0.0	0.0	0.0
85°	6.7	4.5	2.2	2.2	2.2	0.0	0.0	0.0	0.0	0.0	0.0
87.5°	2.2	2.2	2.2	2.2	2.2	2.2	0.0	0.0	0.0	0.0	0.0
90°	0.0	0.0	0.0	0.0	0.0	0.0	0.0	0.0	0.0	0.0	0.0

Cooper Lighting Solutions Photometric Lab
1121 Highway 74 South
Peachtree City, GA 30269



LM-79-2019: Approved Method: Electrical and Photometric Measurements of Solid-State Lighting Products

Report Prepared for

Cooper Lighting Solutions

MCGRAW EDISON

Report Number: SP1-2408-195-9

Test Date: 08/07/2024

Luminaire Tested: GALN-SB1A-830-U-5WQ

Data in this report applies to families of products including GALN-SB1A-830-U-5WQ.

Test Information

Test Method: LM-79-2019
 Report Number: SP1-2408-195-9
 Test Lab: COOPER LIGHTING SOLUTIONS
 Photometer: SP1 - 76IN SPHERE
 Measurement Geometry: 4π
 Issue Date: 08/07/2024
 Manufacturer: COOPER LIGHTING SOLUTIONS
 Product Line: MCGRAW EDISON
 Catalog Number: **GALN-SB1A-830-U-5WQ**
 Description: GALLEON AREA AND ROADWAY LUMINAIRE. (1) 80 CRI, 3000K, 350MA HIGH DENSITY LIGHTSQUARE WITH 26 LEDS AND TYPE V WIDE OPTICS

Spectral Parameters

CCT (K): 3050
 CIE u': 0.2476
 CIE v': 0.5251
 Duv: 0.0034
 CIE x: 0.4383
 CIE y: 0.4131
 CIE z: 0.1487
 Peak Wavelength (nm): 603
 Dominant Wavelength (nm): 581
 Purity: 55.55201
 Rf: 81.5
 Rg: 99.2

CRI (Ra):	81.0		
R1:	79.6	R9:	7.1
R2:	85.6	R10:	67.0
R3:	92.0	R11:	82.7
R4:	82.6	R12:	63.2
R5:	78.9	R13:	80.3
R6:	81.7	R14:	95.0
R7:	85.2	R15:	71.7
R8:	62.0		



Test Conditions

Stabilization Time: 20M
 Operation Time: 1H 20M
 Sphere Temperature (°C): 24.2

REPORT NUMBER: SP1-2408-195-9

Measurement and Test Equipment			
Instrument	Identification Number	Calibration Date	Calibration Due Date
Photometer	IN0058	6/18/2024	12/18/2024
Power Meter	INXT2011004	2/8/2024	2/8/2025
AC Power Source	IN0063	10/24/2023	10/24/2024
DC Power Source	IN0208	10/24/2023	10/24/2024
Sphere Thermometer	IN0085	10/24/2023	10/24/2024
Room Thermometer	IN0046	10/24/2023	10/24/2024

REPORT NUMBER: SP1-2408-195-9

CIE 1931 Chromaticity Diagram



CIE 1931 Chromaticity Diagram with 2017 ANSI 7-Step and 4-Step Quadrangles



CCT = 3050K
 CIE x = 0.4383
 CIE y = 0.4131
 Duv = 0.0034

Point lies inside the ANSI 3000K 4-step quadrangle

REPORT NUMBER: SP1-2408-195-9

Photopic Flux vs. Wavelength



Photopic Lumens: NR

λ (nm)	Power W [^] /nm	Lumens (ϕ /nm)	λ (nm)	Power W [^] /nm	Lumens (ϕ /nm)	λ (nm)	Power W [^] /nm	Lumens (ϕ /nm)	λ (nm)	Power W [^] /nm	Lumens (ϕ /nm)	λ (nm)	Power W [^] /nm	Lumens (ϕ /nm)
360	0	NR	490	168	NR	620	940	NR	750	35	NR	880	1	NR
365	0	NR	495	233	NR	625	897	NR	755	30	NR	885	1	NR
370	0	NR	500	300	NR	630	847	NR	760	26	NR	890	1	NR
375	0	NR	505	372	NR	635	790	NR	765	22	NR	895	1	NR
380	0	NR	510	430	NR	640	730	NR	770	19	NR	900	1	NR
385	0	NR	515	483	NR	645	668	NR	775	16	NR	905	1	NR
390	0	NR	520	524	NR	650	605	NR	780	14	NR	910	0	NR
395	2	NR	525	555	NR	655	545	NR	785	12	NR	915	0	NR
400	4	NR	530	581	NR	660	485	NR	790	10	NR	920	0	NR
405	7	NR	535	604	NR	665	430	NR	795	9	NR	925	0	NR
410	17	NR	540	623	NR	670	378	NR	800	8	NR	930	0	NR
415	34	NR	545	645	NR	675	331	NR	805	7	NR	935	0	NR
420	68	NR	550	667	NR	680	290	NR	810	6	NR	940	0	NR
425	128	NR	555	693	NR	685	251	NR	815	5	NR	945	0	NR
430	214	NR	560	719	NR	690	218	NR	820	4	NR	950	0	NR
435	339	NR	565	754	NR	695	188	NR	825	4	NR	955	0	NR
440	507	NR	570	791	NR	700	162	NR	830	3	NR	960	0	NR
445	573	NR	575	830	NR	705	139	NR	835	3	NR	965	0	NR
450	356	NR	580	873	NR	710	119	NR	840	3	NR	970	0	NR
455	217	NR	585	913	NR	715	102	NR	845	2	NR	975	0	NR
460	168	NR	590	948	NR	720	88	NR	850	2	NR	980	0	NR
465	113	NR	595	974	NR	725	76	NR	855	2	NR	985	0	NR
470	85	NR	600	994	NR	730	65	NR	860	1	NR	990	0	NR
475	85	NR	605	998	NR	735	55	NR	865	1	NR	995	0	NR
480	94	NR	610	994	NR	740	47	NR	870	1	NR	1000	0	NR
485	120	NR	615	973	NR	745	41	NR	875	1	NR			

REPORT NUMBER: SP1-2408-195-9

Scotopic Flux vs. Wavelength



Scotopic Lumens: NR

S/P: 1.27

λ (nm)	Power W [^] /nm	Lumens (ϕ /nm)	λ (nm)	Power W [^] /nm	Lumens (ϕ /nm)	λ (nm)	Power W [^] /nm	Lumens (ϕ /nm)	λ (nm)	Power W [^] /nm	Lumens (ϕ /nm)	λ (nm)	Power W [^] /nm	Lumens (ϕ /nm)
360	0	NR	490	168	NR	620	940	NR	750	35	NR	880	1	NR
365	0	NR	495	233	NR	625	897	NR	755	30	NR	885	1	NR
370	0	NR	500	300	NR	630	847	NR	760	26	NR	890	1	NR
375	0	NR	505	372	NR	635	790	NR	765	22	NR	895	1	NR
380	0	NR	510	430	NR	640	730	NR	770	19	NR	900	1	NR
385	0	NR	515	483	NR	645	668	NR	775	16	NR	905	1	NR
390	0	NR	520	524	NR	650	605	NR	780	14	NR	910	0	NR
395	2	NR	525	555	NR	655	545	NR	785	12	NR	915	0	NR
400	4	NR	530	581	NR	660	485	NR	790	10	NR	920	0	NR
405	7	NR	535	604	NR	665	430	NR	795	9	NR	925	0	NR
410	17	NR	540	623	NR	670	378	NR	800	8	NR	930	0	NR
415	34	NR	545	645	NR	675	331	NR	805	7	NR	935	0	NR
420	68	NR	550	667	NR	680	290	NR	810	6	NR	940	0	NR
425	128	NR	555	693	NR	685	251	NR	815	5	NR	945	0	NR
430	214	NR	560	719	NR	690	218	NR	820	4	NR	950	0	NR
435	339	NR	565	754	NR	695	188	NR	825	4	NR	955	0	NR
440	507	NR	570	791	NR	700	162	NR	830	3	NR	960	0	NR
445	573	NR	575	830	NR	705	139	NR	835	3	NR	965	0	NR
450	356	NR	580	873	NR	710	119	NR	840	3	NR	970	0	NR
455	217	NR	585	913	NR	715	102	NR	845	2	NR	975	0	NR
460	168	NR	590	948	NR	720	88	NR	850	2	NR	980	0	NR
465	113	NR	595	974	NR	725	76	NR	855	2	NR	985	0	NR
470	85	NR	600	994	NR	730	65	NR	860	1	NR	990	0	NR
475	85	NR	605	998	NR	735	55	NR	865	1	NR	995	0	NR
480	94	NR	610	994	NR	740	47	NR	870	1	NR	1000	0	NR
485	120	NR	615	973	NR	745	41	NR	875	1	NR			

REPORT NUMBER: SP1-2408-195-9

Melanopic Flux vs. Wavelength



Melanopic Lumens: NR

M/P: 2.32

λ (nm)	Power W [^] /nm	Lumens (φ/nm)	λ (nm)	Power W [^] /nm	Lumens (φ/nm)	λ (nm)	Power W [^] /nm	Lumens (φ/nm)	λ (nm)	Power W [^] /nm	Lumens (φ/nm)	λ (nm)	Power W [^] /nm	Lumens (φ/nm)
360	0	NR	490	168	NR	620	940	NR	750	35	NR	880	1	NR
365	0	NR	495	233	NR	625	897	NR	755	30	NR	885	1	NR
370	0	NR	500	300	NR	630	847	NR	760	26	NR	890	1	NR
375	0	NR	505	372	NR	635	790	NR	765	22	NR	895	1	NR
380	0	NR	510	430	NR	640	730	NR	770	19	NR	900	1	NR
385	0	NR	515	483	NR	645	668	NR	775	16	NR	905	1	NR
390	0	NR	520	524	NR	650	605	NR	780	14	NR	910	0	NR
395	2	NR	525	555	NR	655	545	NR	785	12	NR	915	0	NR
400	4	NR	530	581	NR	660	485	NR	790	10	NR	920	0	NR
405	7	NR	535	604	NR	665	430	NR	795	9	NR	925	0	NR
410	17	NR	540	623	NR	670	378	NR	800	8	NR	930	0	NR
415	34	NR	545	645	NR	675	331	NR	805	7	NR	935	0	NR
420	68	NR	550	667	NR	680	290	NR	810	6	NR	940	0	NR
425	128	NR	555	693	NR	685	251	NR	815	5	NR	945	0	NR
430	214	NR	560	719	NR	690	218	NR	820	4	NR	950	0	NR
435	339	NR	565	754	NR	695	188	NR	825	4	NR	955	0	NR
440	507	NR	570	791	NR	700	162	NR	830	3	NR	960	0	NR
445	573	NR	575	830	NR	705	139	NR	835	3	NR	965	0	NR
450	356	NR	580	873	NR	710	119	NR	840	3	NR	970	0	NR
455	217	NR	585	913	NR	715	102	NR	845	2	NR	975	0	NR
460	168	NR	590	948	NR	720	88	NR	850	2	NR	980	0	NR
465	113	NR	595	974	NR	725	76	NR	855	2	NR	985	0	NR
470	85	NR	600	994	NR	730	65	NR	860	1	NR	990	0	NR
475	85	NR	605	998	NR	735	55	NR	865	1	NR	995	0	NR
480	94	NR	610	994	NR	740	47	NR	870	1	NR	1000	0	NR
485	120	NR	615	973	NR	745	41	NR	875	1	NR			

Summary

$R_f = 81.5$
 $R_g = 99.2$
 $CIE R_a = 81.0$
 $R_9 = 7.1$



Color Vector Graphics



Individual Sample Fidelity Index ($R_{f,i}$)

CES01 = 86	CES26 = 74	CES51 = 89	CES76 = 70
CES02 = 63	CES27 = 88	CES52 = 92	CES77 = 86
CES03 = 31	CES28 = 89	CES53 = 81	CES78 = 72
CES04 = 70	CES29 = 67	CES54 = 87	CES79 = 90
CES05 = 50	CES30 = 68	CES55 = 85	CES80 = 88
CES06 = 51	CES31 = 71	CES56 = 78	CES81 = 78
CES07 = 42	CES32 = 70	CES57 = 76	CES82 = 95
CES08 = 41	CES33 = 71	CES58 = 78	CES83 = 90
CES09 = 29	CES34 = 82	CES59 = 92	CES84 = 94
CES10 = 76	CES35 = 90	CES60 = 95	CES85 = 86
CES11 = 59	CES36 = 93	CES61 = 93	CES86 = 72
CES12 = 65	CES37 = 87	CES62 = 83	CES87 = 85
CES13 = 43	CES38 = 75	CES63 = 77	CES88 = 83
CES14 = 74	CES39 = 94	CES64 = 83	CES89 = 75
CES15 = 71	CES40 = 89	CES65 = 77	CES90 = 81
CES16 = 47	CES41 = 85	CES66 = 80	CES91 = 96
CES17 = 50	CES42 = 86	CES67 = 79	CES92 = 73
CES18 = 56	CES43 = 81	CES68 = 84	CES93 = 84
CES19 = 72	CES44 = 99	CES69 = 91	CES94 = 64
CES20 = 66	CES45 = 87	CES70 = 78	CES95 = 80
CES21 = 87	CES46 = 82	CES71 = 76	CES96 = 84
CES22 = 79	CES47 = 77	CES72 = 92	CES97 = 87
CES23 = 92	CES48 = 71	CES73 = 71	CES98 = 81
CES24 = 91	CES49 = 81	CES74 = 93	CES99 = 74
CES25 = 72	CES50 = 89	CES75 = 74	



Color Rendition by Hue-Angle Bin



Measure Comparisons



(END OF REPORT)